

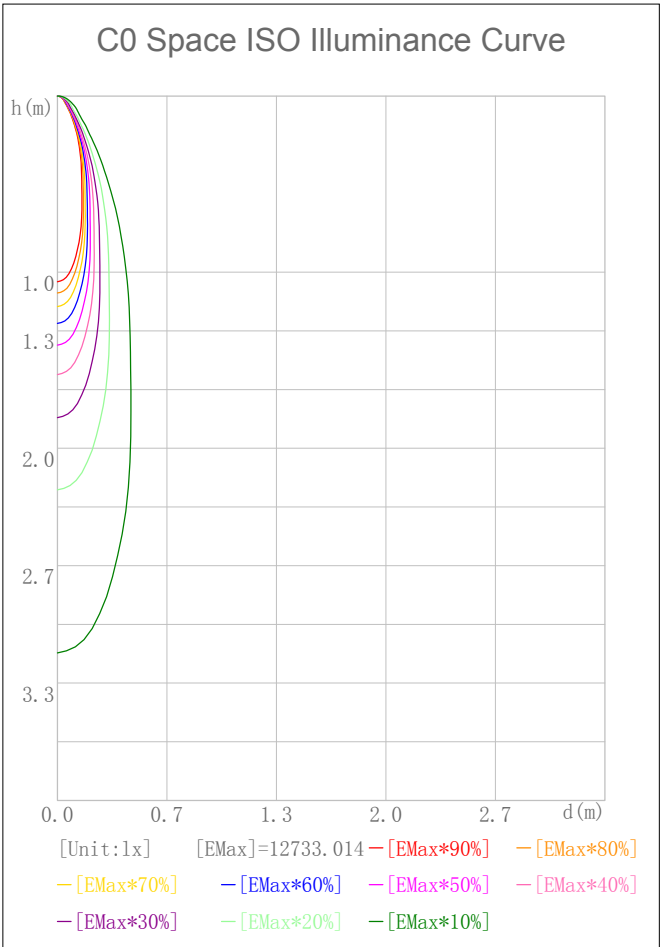
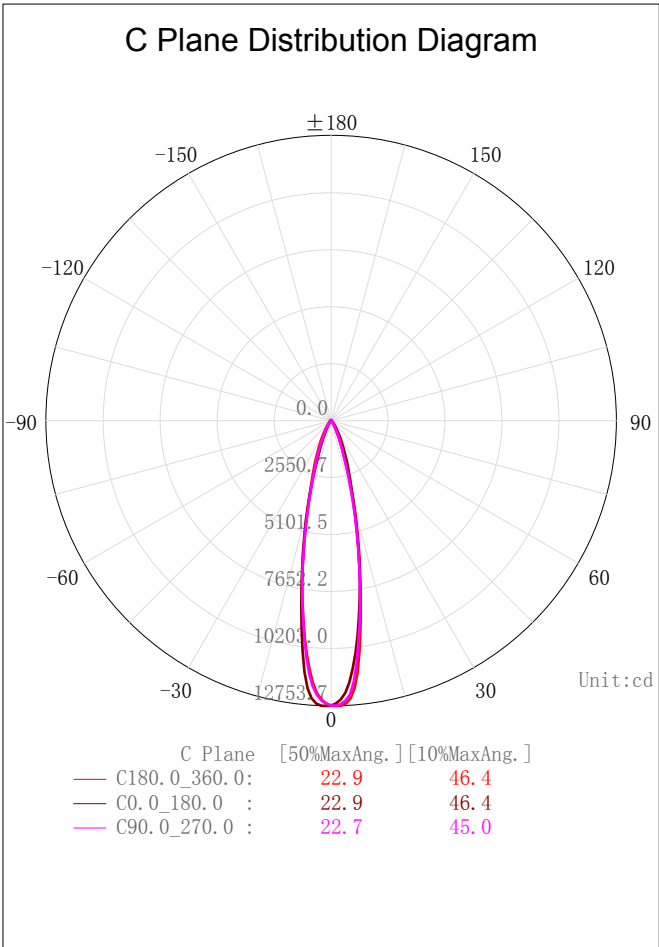
Indoor Luminaire Photometric Data

Description Information

Luminary Name: TR05-35-XX-01 2700K RA90 24D		Lum. Catalog:	Test ID: 01
Lamp Name:		Lamp Catalog: LED	Test Date: 2019/11/22
Manufacture: Shenzhen Norming Lighting Co., Ltd		Shld. Ang(°):	Test Machine:GON-2000
Test Lab: QUality peatment		Frequency (Hz):	Lamp CCT (K): Ra:
Lum. Size (W*L*H):0.070m*0.070m*0.266m		Lum. Area (m2):0.024	Lum. W(kg): 0.000
Test System: C, γ	Test Step: C=90.0 γ=1.0	Temp. (°C): 25	Humidity(%): 50.0

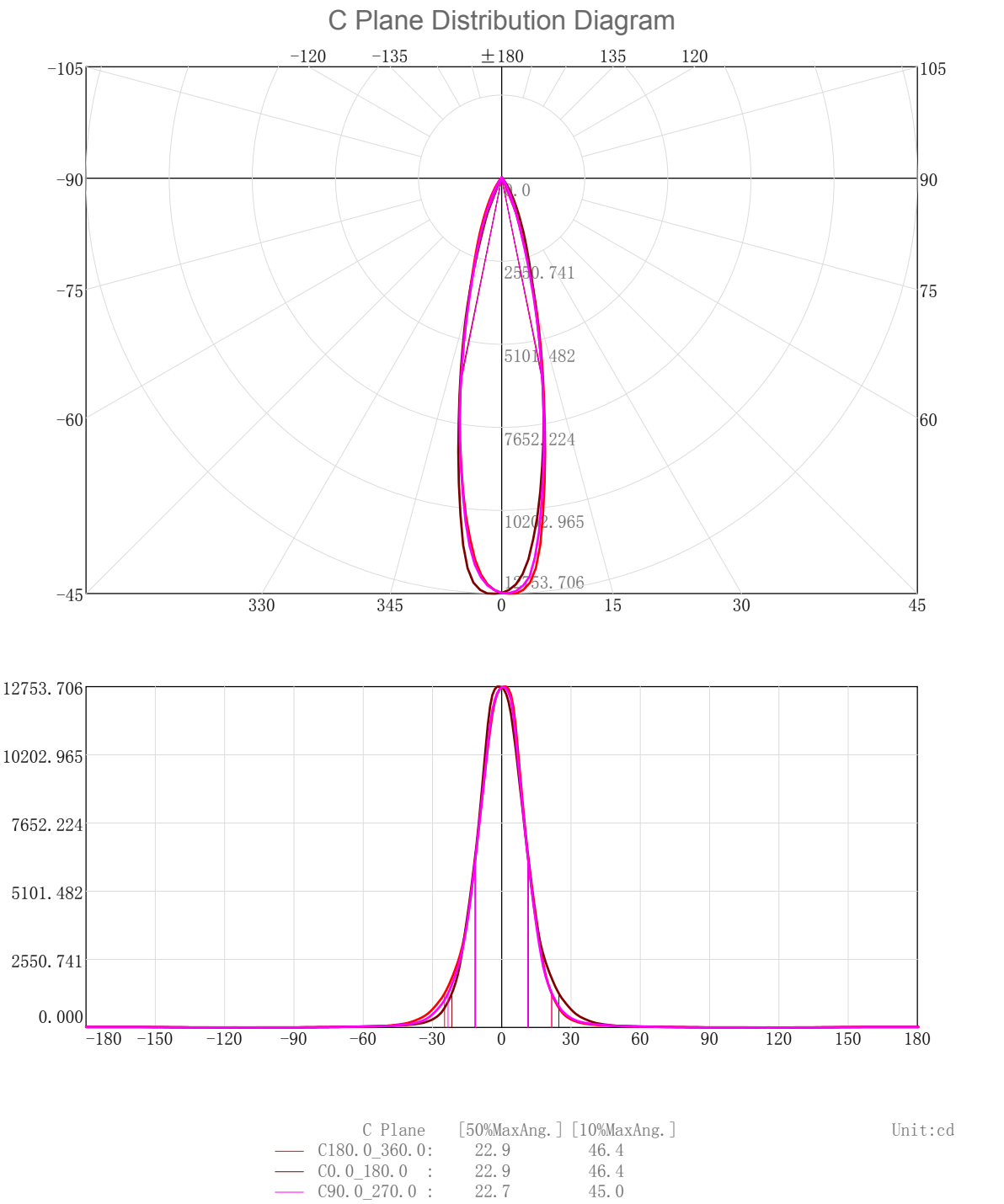
Character Parameter

Lamp Speciality Parameter		Luminaire Speciality Parameter	
Rated Flux(lm): 2877.850	Luminary Flux(lm): 2877.847	Field Angle(10%Imax): 46.4(°)	
Rated Power(W):	Luminary Efficiency: 100.00%	Down Lumens&Percent: 2835.853lm 98.54%	
Rated Voltage(V):	Luminary EER(lm/W): 82.248	Up Lumens&Percent: 41.994lm 1.46%	
Tested Power(W): 34.990	Max. Candela(cd): 12753.706	S/MH: C0_a180=0.388 C90_270=0.385	
Lamps' Inside: 1	Max Cand@Ang. (°): C=180.0 γ=1.0	CIE Type: Semi-Direct	
Tested Electrics (V, A, pf):240.2, 0.146, 0.992	Beam Angle(50%Imax): 22.9(°)	ErP ϕ use(90°): 2663.100lm	
Lamp Size(W*L*H):0.070m*0.070m*0.266m	Left=-11.3°, Right=11.5°	IRF(%): 933.874	



2D Plane Light Intensity Distribution Curve

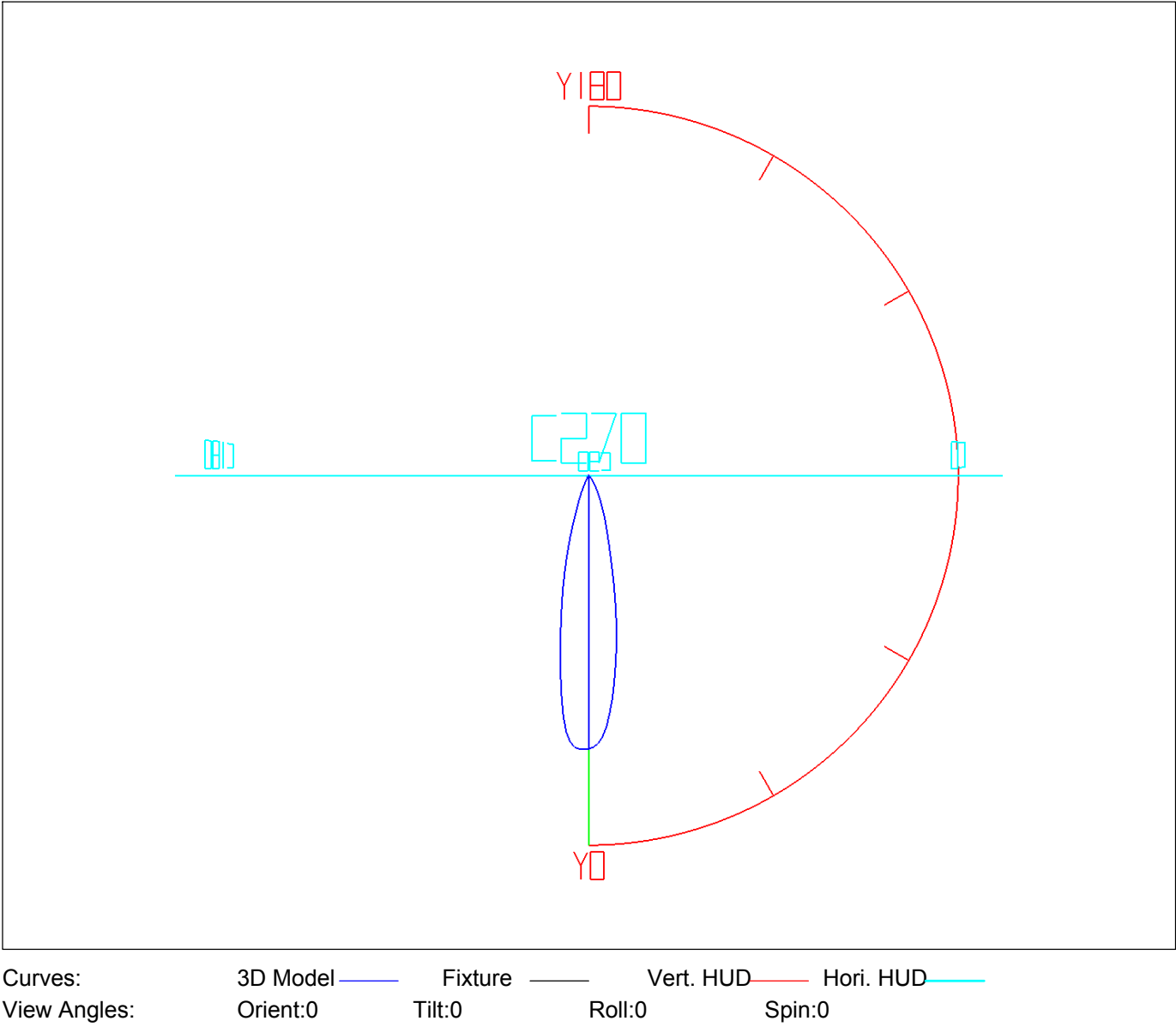
Lum. Name:TR05-35-XX-01 2700K RA90 24D	Lum. Catelog:	Test ID:01
Lamp Name:	Lamp Catelog:LED	Test Lab:QQualty peatment
Manufacture:Shenzhen Norming Lighting Co., Ltd	Test Machine:GON-2000	Test Date:2019/11/22



3D Light Intensity Distribution Modal

Lum. Name:TR05-35-XX-01 2700K RA90 24D	Lum. Catelog:	Test ID:01
Lamp Name:	Lamp Catelog:LED	Test Lab:QQualty peatment
Manufacture:Shenzhen Norming Lighting Co., Ltd	Test Machine:GON-2000	Test Date:2019/11/22

3D Light Intensity Distribution Modal



IES Indoor Report

Photometric Filename:TR05-35-XX-01 2700K RA90 24D.IES

Zonal Flux Tabulation

Zone(γ)	Zone Flux (lm)	Sums Flux (lm)	Zone%Lamp	Sums%Lamp	Zone(γ)	Zone Flux (lm)	Sums Flux (lm)	Zone%Lamp	Sums%Lamp
0.0-1.0	12.17	12.17	0.42	0.42	47.0-48.0	6.04	2725.31	0.21	94.70
1.0-2.0	36.31	48.48	1.26	1.68	48.0-49.0	5.56	2730.86	0.19	94.89
2.0-3.0	59.81	108.30	2.08	3.76	49.0-50.0	5.19	2736.05	0.18	95.07
3.0-4.0	81.96	190.25	2.85	6.61	50.0-51.0	4.92	2740.97	0.17	95.24
4.0-5.0	101.59	291.84	3.53	10.14	51.0-52.0	4.71	2745.68	0.16	95.41
5.0-6.0	117.54	409.38	4.08	14.23	52.0-53.0	4.55	2750.23	0.16	95.57
6.0-7.0	129.15	538.53	4.49	18.71	53.0-54.0	4.42	2754.65	0.15	95.72
7.0-8.0	136.76	675.29	4.75	23.47	54.0-55.0	4.30	2758.95	0.15	95.87
8.0-9.0	141.22	816.51	4.91	28.37	55.0-56.0	4.19	2763.14	0.15	96.01
9.0-10.0	142.68	959.19	4.96	33.33	56.0-57.0	4.08	2767.21	0.14	96.16
10.0-11.0	141.36	1100.55	4.91	38.24	57.0-58.0	3.96	2771.18	0.14	96.29
11.0-12.0	137.57	1238.12	4.78	43.02	58.0-59.0	3.85	2775.03	0.13	96.43
12.0-13.0	131.80	1369.92	4.58	47.60	59.0-60.0	3.73	2778.76	0.13	96.56
13.0-14.0	124.49	1494.41	4.33	51.93	60.0-61.0	3.61	2782.37	0.13	96.68
14.0-15.0	116.04	1610.45	4.03	55.96	61.0-62.0	3.47	2785.84	0.12	96.80
15.0-16.0	107.06	1717.52	3.72	59.68	62.0-63.0	3.31	2789.15	0.11	96.92
16.0-17.0	98.05	1815.56	3.41	63.09	63.0-64.0	3.14	2792.29	0.11	97.03
17.0-18.0	89.23	1904.80	3.10	66.19	64.0-65.0	2.99	2795.28	0.10	97.13
18.0-19.0	81.03	1985.83	2.82	69.00	65.0-66.0	2.85	2798.14	0.10	97.23
19.0-20.0	73.78	2059.60	2.56	71.57	66.0-67.0	2.72	2800.86	0.09	97.32
20.0-21.0	67.34	2126.95	2.34	73.91	67.0-68.0	2.60	2803.45	0.09	97.41
21.0-22.0	61.39	2188.34	2.13	76.04	68.0-69.0	2.48	2805.93	0.09	97.50
22.0-23.0	55.78	2244.12	1.94	77.98	69.0-70.0	2.36	2808.30	0.08	97.58
23.0-24.0	50.48	2294.60	1.75	79.73	70.0-71.0	2.25	2810.55	0.08	97.66
24.0-25.0	45.45	2340.05	1.58	81.31	71.0-72.0	2.14	2812.69	0.07	97.74
25.0-26.0	40.77	2380.83	1.42	82.73	72.0-73.0	2.04	2814.73	0.07	97.81
26.0-27.0	36.63	2417.46	1.27	84.00	73.0-74.0	1.93	2816.66	0.07	97.87
27.0-28.0	32.98	2450.44	1.15	85.15	74.0-75.0	1.84	2818.50	0.06	97.94
28.0-29.0	29.68	2480.12	1.03	86.18	75.0-76.0	1.74	2820.25	0.06	98.00
29.0-30.0	26.61	2506.73	0.92	87.10	76.0-77.0	1.65	2821.90	0.06	98.06
30.0-31.0	23.74	2530.46	0.82	87.93	77.0-78.0	1.56	2823.46	0.05	98.11
31.0-32.0	21.20	2551.66	0.74	88.67	78.0-79.0	1.48	2824.93	0.05	98.16
32.0-33.0	19.04	2570.70	0.66	89.33	79.0-80.0	1.39	2826.32	0.05	98.21
33.0-34.0	17.18	2587.89	0.60	89.92	80.0-81.0	1.30	2827.62	0.05	98.25
34.0-35.0	15.61	2603.50	0.54	90.47	81.0-82.0	1.22	2828.84	0.04	98.30
35.0-36.0	14.27	2617.77	0.50	90.96	82.0-83.0	1.14	2829.98	0.04	98.34
36.0-37.0	13.08	2630.85	0.45	91.42	83.0-84.0	1.06	2831.04	0.04	98.37
37.0-38.0	12.01	2642.86	0.42	91.83	84.0-85.0	0.98	2832.02	0.03	98.41
38.0-39.0	11.06	2653.91	0.38	92.22	85.0-86.0	0.91	2832.93	0.03	98.44
39.0-40.0	10.20	2664.12	0.35	92.57	86.0-87.0	0.83	2833.76	0.03	98.47
40.0-41.0	9.44	2673.55	0.33	92.90	87.0-88.0	0.76	2834.52	0.03	98.49
41.0-42.0	8.77	2682.33	0.30	93.21	88.0-89.0	0.69	2835.22	0.02	98.52
42.0-43.0	8.23	2690.55	0.29	93.49	89.0-90.0	0.64	2835.85	0.02	98.54
43.0-44.0	7.78	2698.33	0.27	93.76	90.0-91.0	0.60	2836.45	0.02	98.56
44.0-45.0	7.39	2705.71	0.26	94.02	91.0-92.0	0.57	2837.03	0.02	98.58
45.0-46.0	7.00	2712.71	0.24	94.26	92.0-93.0	0.55	2837.57	0.02	98.60
46.0-47.0	6.55	2719.27	0.23	94.49	93.0-94.0	0.52	2838.09	0.02	98.62

IES Indoor Report

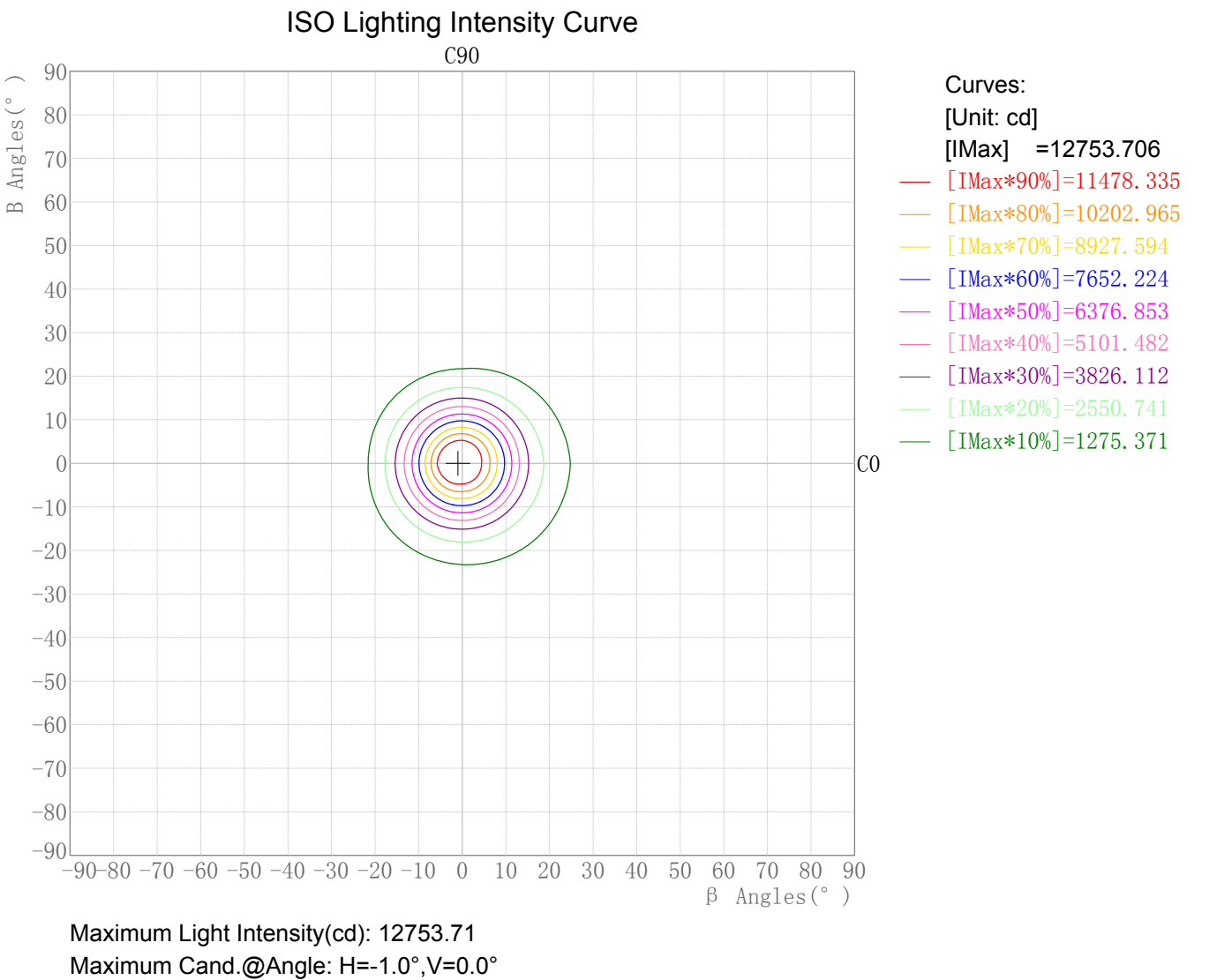
Photometric Filename:TR05-35-XX-01 2700K RA90 24D.IES

Zonal Flux Tabulation - (Cont.)

Zone(γ)	Zone Flux (lm)	Sums Flux (lm)	Zone%Lamp	Sums%Lamp	Zone(γ)	Zone Flux (lm)	Sums Flux (lm)	Zone%Lamp	Sums%Lamp
94.0-95.0	0.50	2838.59	0.02	98.64	141.0-142.0	0.71	2855.72	0.02	99.23
95.0-96.0	0.47	2839.06	0.02	98.65	142.0-143.0	0.74	2856.46	0.03	99.26
96.0-97.0	0.45	2839.52	0.02	98.67	143.0-144.0	0.77	2857.23	0.03	99.28
97.0-98.0	0.44	2839.95	0.02	98.68	144.0-145.0	0.80	2858.03	0.03	99.31
98.0-99.0	0.42	2840.37	0.01	98.70	145.0-146.0	0.82	2858.85	0.03	99.34
99.0-100.0	0.40	2840.77	0.01	98.71	146.0-147.0	0.84	2859.69	0.03	99.37
100.0-101.0	0.38	2841.15	0.01	98.72	147.0-148.0	0.85	2860.54	0.03	99.40
101.0-102.0	0.37	2841.52	0.01	98.74	148.0-149.0	0.86	2861.40	0.03	99.43
102.0-103.0	0.35	2841.87	0.01	98.75	149.0-150.0	0.87	2862.27	0.03	99.46
103.0-104.0	0.34	2842.22	0.01	98.76	150.0-151.0	0.87	2863.14	0.03	99.49
104.0-105.0	0.33	2842.55	0.01	98.77	151.0-152.0	0.87	2864.01	0.03	99.52
105.0-106.0	0.32	2842.87	0.01	98.78	152.0-153.0	0.86	2864.88	0.03	99.55
106.0-107.0	0.31	2843.18	0.01	98.80	153.0-154.0	0.86	2865.73	0.03	99.58
107.0-108.0	0.31	2843.49	0.01	98.81	154.0-155.0	0.84	2866.57	0.03	99.61
108.0-109.0	0.30	2843.79	0.01	98.82	155.0-156.0	0.83	2867.40	0.03	99.64
109.0-110.0	0.29	2844.07	0.01	98.83	156.0-157.0	0.81	2868.21	0.03	99.66
110.0-111.0	0.28	2844.35	0.01	98.84	157.0-158.0	0.78	2868.99	0.03	99.69
111.0-112.0	0.27	2844.62	0.01	98.85	158.0-159.0	0.76	2869.75	0.03	99.72
112.0-113.0	0.26	2844.89	0.01	98.85	159.0-160.0	0.73	2870.49	0.03	99.74
113.0-114.0	0.26	2845.15	0.01	98.86	160.0-161.0	0.70	2871.19	0.02	99.77
114.0-115.0	0.25	2845.40	0.01	98.87	161.0-162.0	0.67	2871.86	0.02	99.79
115.0-116.0	0.25	2845.65	0.01	98.88	162.0-163.0	0.64	2872.51	0.02	99.81
116.0-117.0	0.25	2845.90	0.01	98.89	163.0-164.0	0.61	2873.12	0.02	99.84
117.0-118.0	0.24	2846.14	0.01	98.90	164.0-165.0	0.58	2873.69	0.02	99.86
118.0-119.0	0.24	2846.38	0.01	98.91	165.0-166.0	0.54	2874.23	0.02	99.87
119.0-120.0	0.24	2846.62	0.01	98.91	166.0-167.0	0.50	2874.73	0.02	99.89
120.0-121.0	0.24	2846.86	0.01	98.92	167.0-168.0	0.47	2875.20	0.02	99.91
121.0-122.0	0.24	2847.10	0.01	98.93	168.0-169.0	0.43	2875.63	0.01	99.92
122.0-123.0	0.25	2847.35	0.01	98.94	169.0-170.0	0.39	2876.02	0.01	99.94
123.0-124.0	0.26	2847.61	0.01	98.95	170.0-171.0	0.35	2876.37	0.01	99.95
124.0-125.0	0.26	2847.87	0.01	98.96	171.0-172.0	0.31	2876.68	0.01	99.96
125.0-126.0	0.27	2848.14	0.01	98.97	172.0-173.0	0.28	2876.95	0.01	99.97
126.0-127.0	0.29	2848.43	0.01	98.98	173.0-174.0	0.24	2877.19	0.01	99.98
127.0-128.0	0.30	2848.73	0.01	98.99	174.0-175.0	0.20	2877.39	0.01	99.98
128.0-129.0	0.32	2849.05	0.01	99.00	175.0-176.0	0.16	2877.56	0.01	99.99
129.0-130.0	0.34	2849.39	0.01	99.01	176.0-177.0	0.13	2877.68	0.00	99.99
130.0-131.0	0.36	2849.75	0.01	99.02	177.0-178.0	0.09	2877.77	0.00	100.00
131.0-132.0	0.39	2850.14	0.01	99.04	178.0-179.0	0.05	2877.83	0.00	100.00
132.0-133.0	0.41	2850.55	0.01	99.05	179.0-180.0	0.02	2877.85	0.00	100.00
133.0-134.0	0.44	2851.00	0.02	99.07					
134.0-135.0	0.47	2851.47	0.02	99.08					
135.0-136.0	0.51	2851.98	0.02	99.10					
136.0-137.0	0.54	2852.51	0.02	99.12					
137.0-138.0	0.57	2853.09	0.02	99.14					
138.0-139.0	0.61	2853.70	0.02	99.16					
139.0-140.0	0.64	2854.34	0.02	99.18					
140.0-141.0	0.68	2855.01	0.02	99.21					

Rectangle ISO Lighting Intensity Diagram

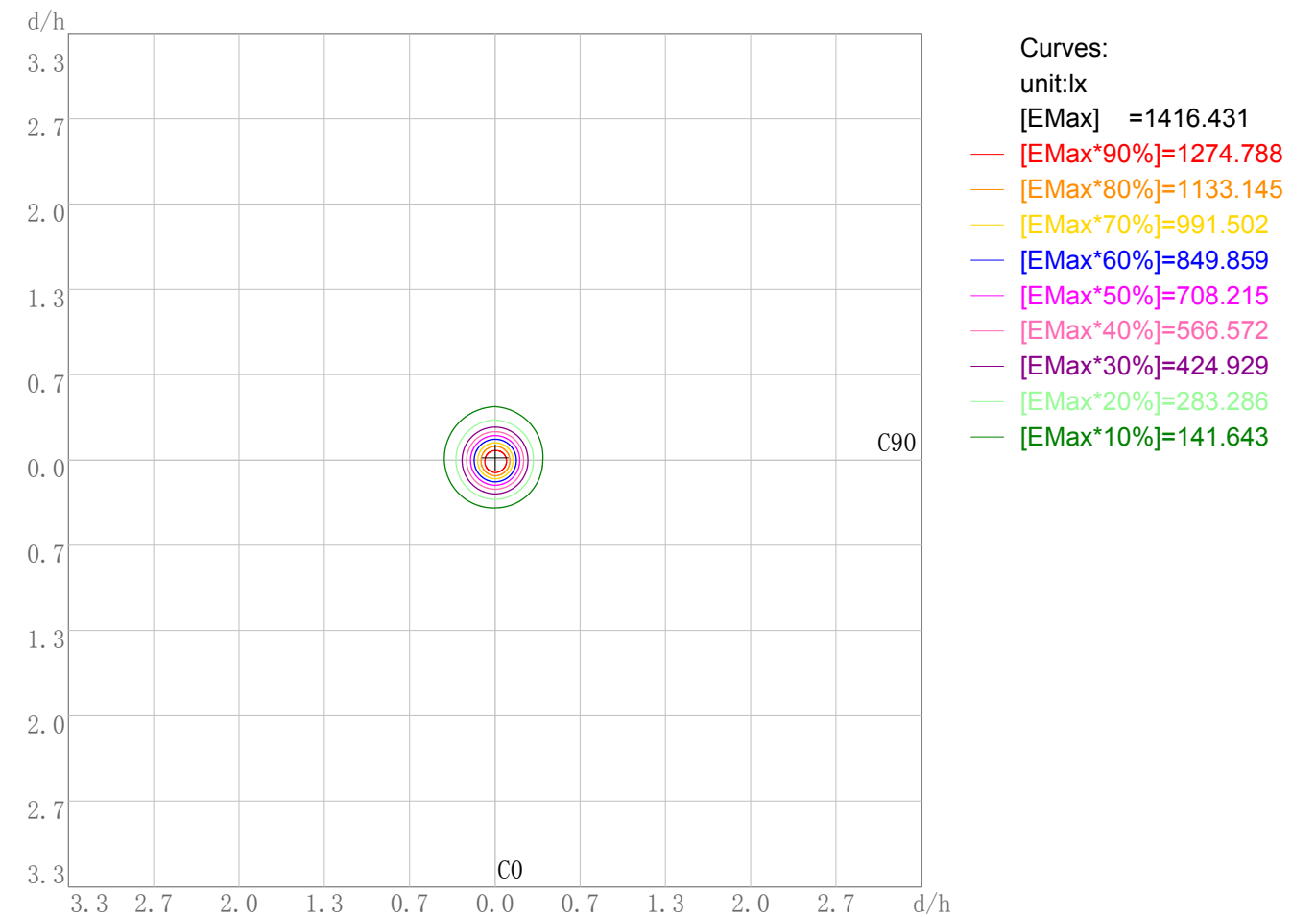
Lum. Name:TR05-35-XX-01 2700K RA90 24D	Lum. Catalog:	Test ID:01
Lamp Name:	Lamp Catalog: LED	Test Lab: Quality peatment
Manufacture: Shenzhen Norming Lighting Co., Ltd	Test Machine:GON-2000	Test Date: 2019/11/22



Plane ISO-Illuminance Diagram

Lum. Name:TR05-35-XX-01 2700K RA90 24D	Lum. Catelog:	Test ID:01
Lamp Name:	Lamp Catelog:LED	Test Lab:QQualty peatment
Manufacture:Shenzhen Norming Lighting Co., Ltd	Test Machine:GON-2000	Test Date:2019/11/22

Plane ISO-Illuminance Curve



Working Plane Luminaire Mounting Height(m): 3.00
Working Plane Maximum Illuminance(lx): 1416.43
Working Plane Maximum Illuminance Position(d/h):H0.0 V-0.0

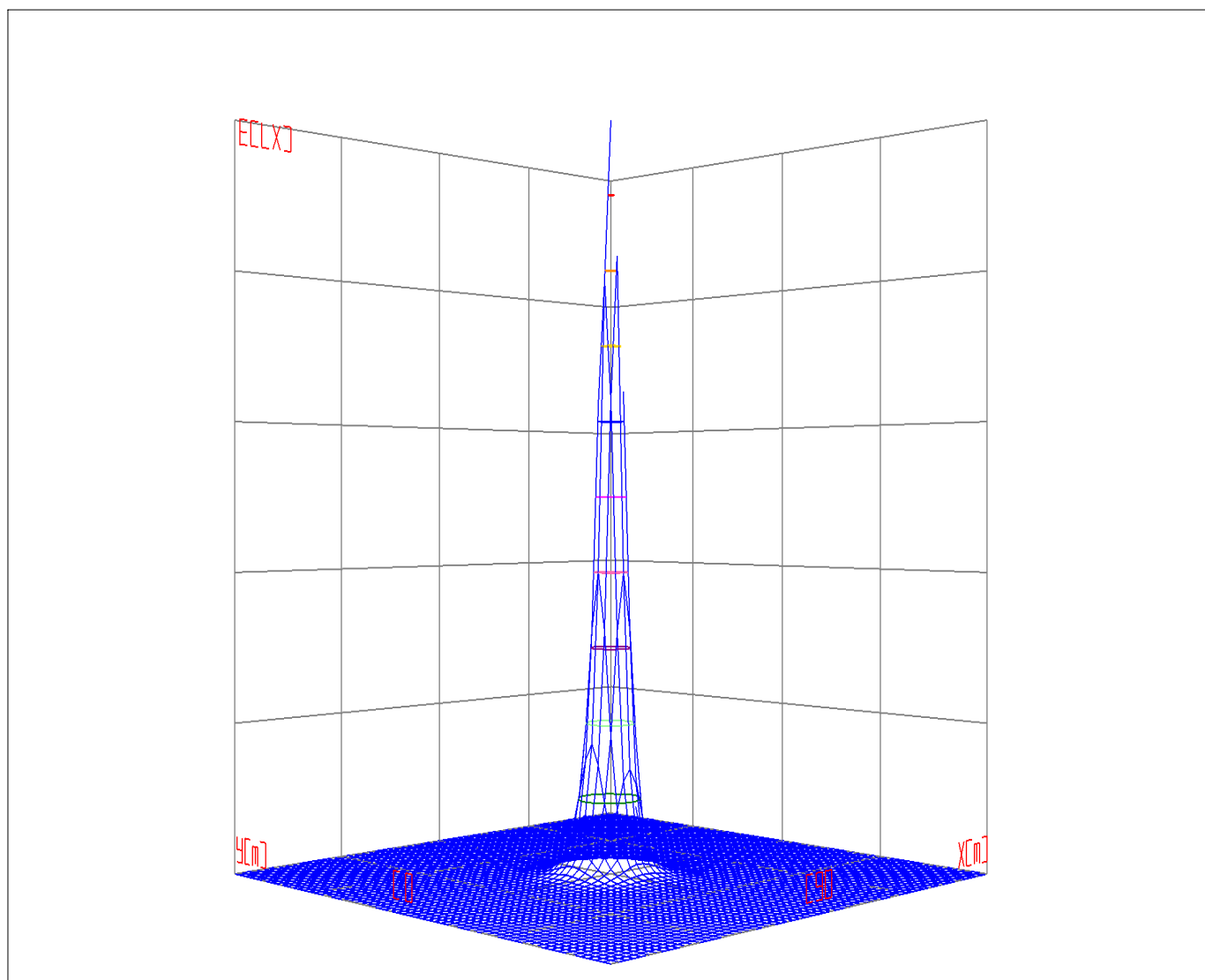
IES Indoor Report

Photometric Filename:TR05-35-XX-01 2700K RA90 24D.IES

3D Plane ISO Illuminance Diagram

Lum. Name: TR05-35-XX-01 2700K RA90 24D	Lum. Catalog:	Test ID: 01
Lamp Name:	Lamp Catalog: LED	Test Lab: Quality peatment
Manufacture: Shenzhen Norming Lighting Co., Ltd	Test Machine:GON-2000	Test Date: 2019/11/22

3D Plane Illuminance Modal



Curves: 3D Model — 90% — 80% — 70% — 60% — 50% — 40% — 30% — 20% — 10% —
View Angles(deg): 0 Height(m): 3.0 Distance(m): 10.0

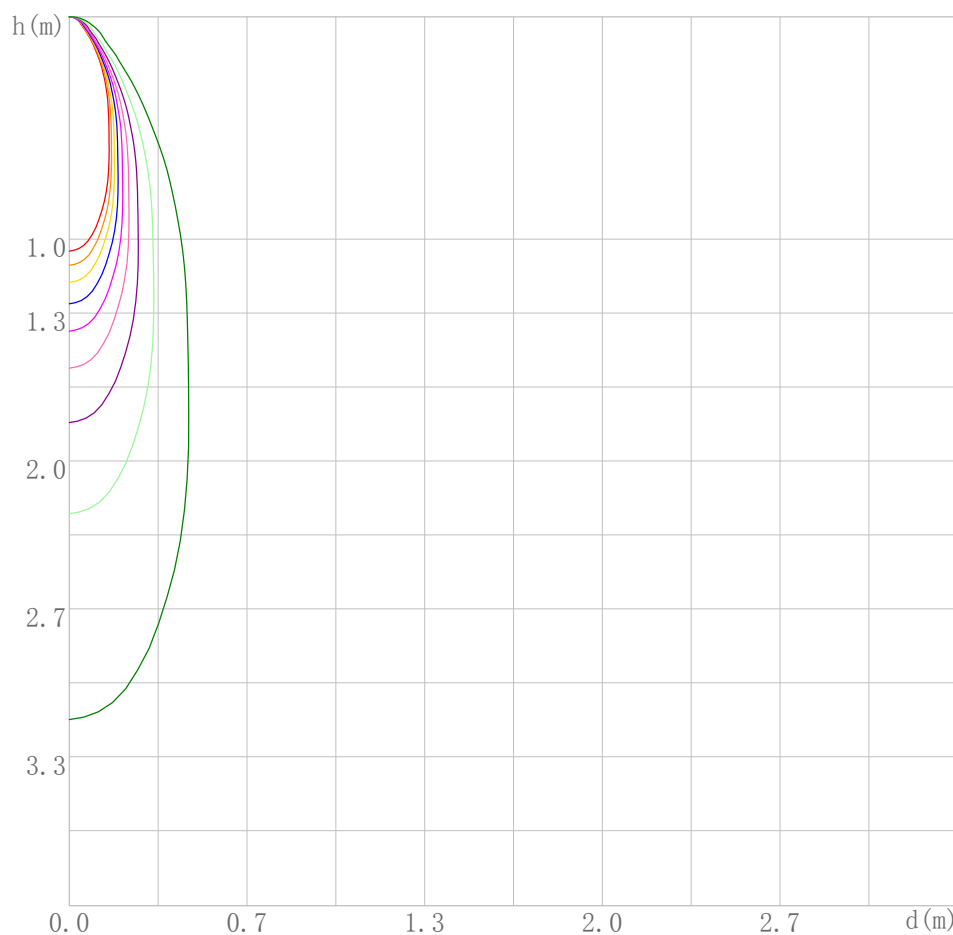
IES Indoor Report

Photometric Filename:TR05-35-XX-01 2700K RA90 24D.IES

Space ISO Illuminance Diagram

Lum. Name: TR05-35-XX-01 2700K RA90 24D	Lum. Catalog:	Test ID: 01
Lamp Name:	Lamp Catalog: LED	Test Lab: Quality peatment
Manufacture: Shenzhen Norming Lighting Co., Ltd	Test Machine:GON-2000	Test Date: 2019/11/22

Space ISO Illuminance Curve



Curves:

[Unit: lx]

[EMax] =12733.014

— [EMax*90%]=11459.712

— [EMax*80%]=10186.411

— [EMax*70%]=8913.110

— [EMax*60%]=7639.808

— [EMax*50%]=6366.507

— [EMax*40%]=5093.205

— [EMax*30%]=3819.904

— [EMax*20%]=2546.603

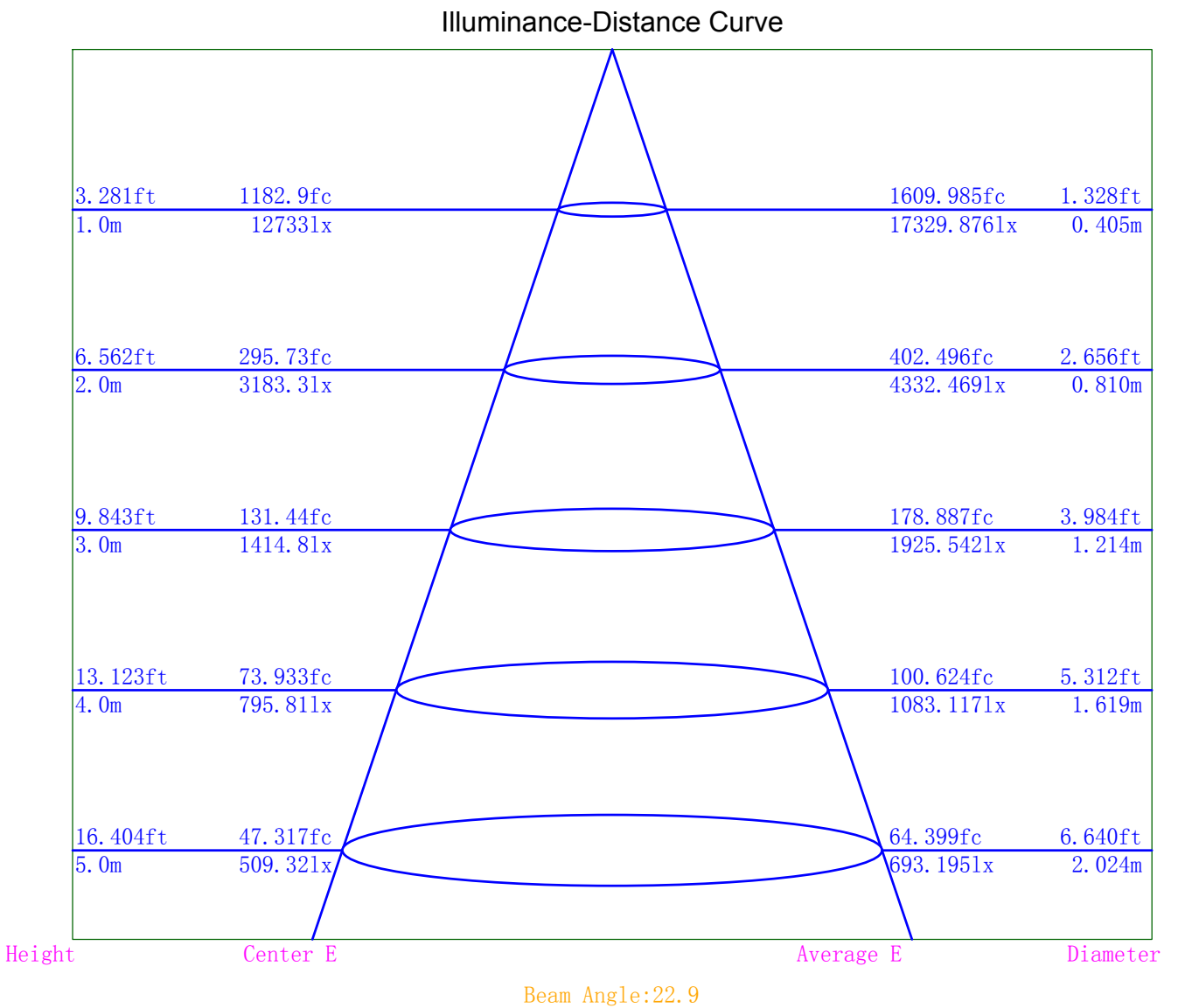
— [EMax*10%]=1273.301

Space Plane Maximum Illuminance and @Angle:12733.01lx,0.0deg

Plane Maximum Lighting Intensity and @Angle:12733.014cd,0deg

Illuminance-Distance Diagram

Lum. Name:TR05-35-XX-01 2700K RA90 24D	Lum. Catelog:	Test ID:01
Lamp Name:	Lamp Catelog:LED	Test Lab:QQualty peatment
Manufacture:Shenzhen Norming Lighting Co., Ltd	Test Machine:GON-2000	Test Date:2019/11/22



Indoor Luminance Limiting Curves

Lum. Name: TR05-35-XX-01 2700K RA90 24D	Lum. Catalog:	Test ID: 01
Lamp Name:	Lamp Catalog: LED	Test Lab: Quality peatment
Manufacture: Shenzhen Norming Lighting Co., Ltd	Test Machine:GON-2000	Test Date: 2019/11/22

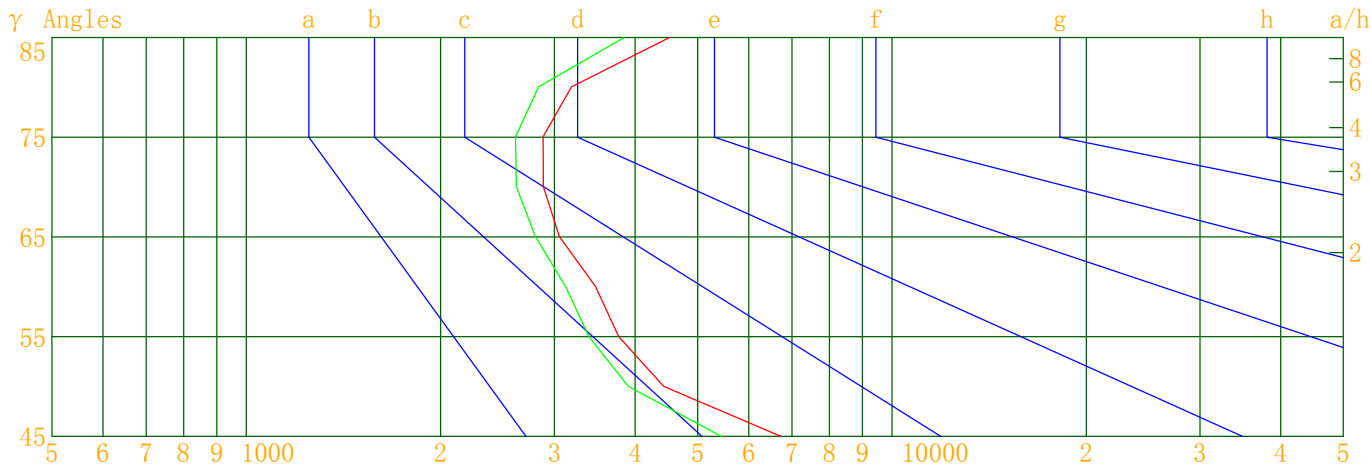
Glare Grade Table

GI	Quality	Using Illuminance							
1.15	A	2000	1000	500	<=300				
1.5	B		2000	1000	500	<=300			
1.85	C			2000	1000	500	<=300		
2.2	D				2000	1000	500	<=300	
2.55	E	a				2000	1000	500	<=300
			b	c	d	e	f	g	h

Luminance Table

Gama(deg)	45	50	55	60	65	70	75	80	85
C0	6730	4430	3773	3474	3054	2885	2881	3189	4525
C90	5443	3905	3392	3123	2803	2620	2612	2836	3848

Luminance Limiting Curve



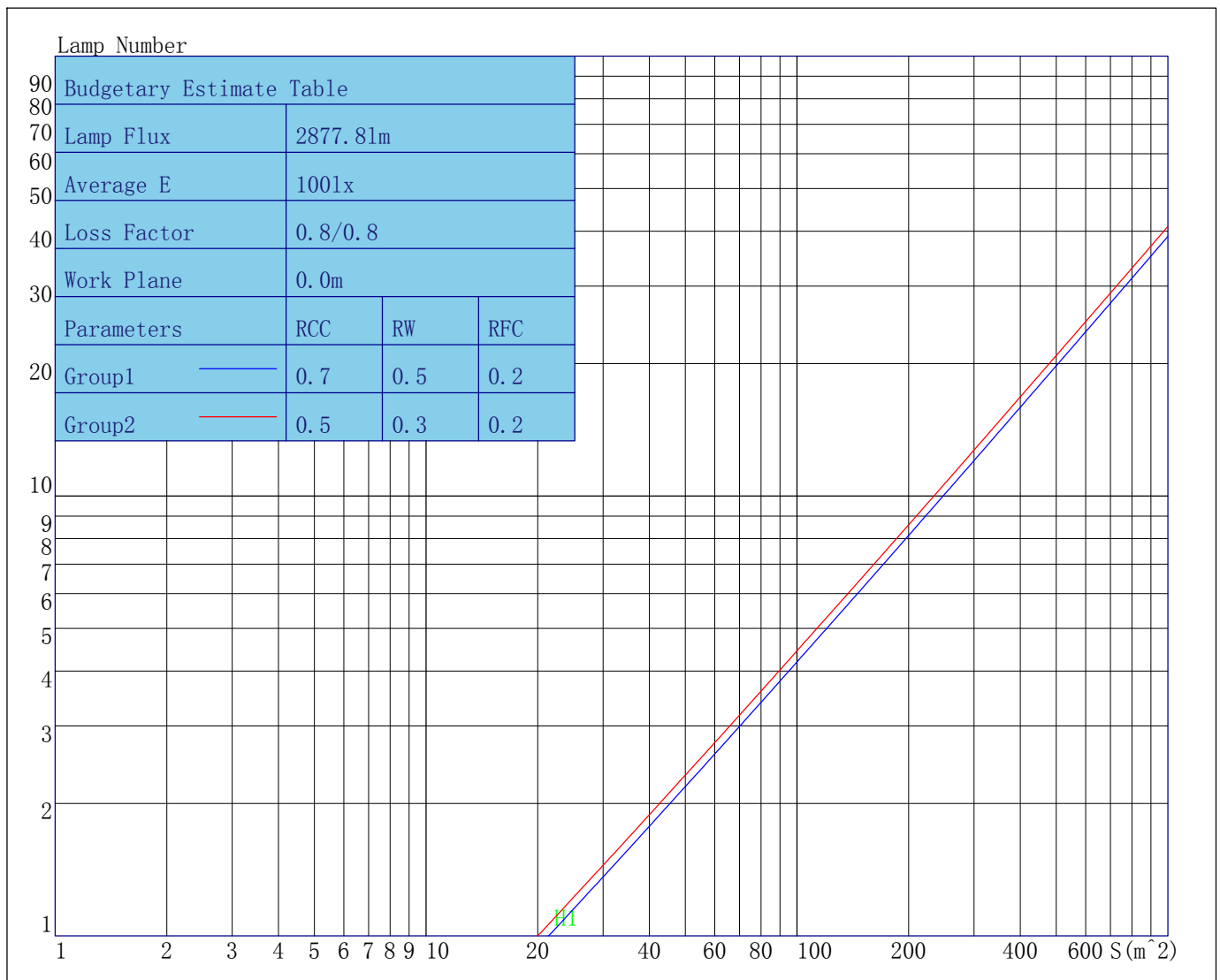
Luminous Size: Length(m)=0.070 Width(m)=0.070 Height(m)=0.266 Area(m^2)=0.023520
Luminous Type: Without Luminous Side
Luminous Curves: C0-C180 Color: — C90-C270 Color: —

IES Indoor Report

Photometric Filename:TR05-35-XX-01 2700K RA90 24D.IES

Indoor Budgetary Estimate Table

Lum. Name: TR05-35-XX-01 2700K RA90 24D	Lum. Catalog:	Test ID: 01
Lamp Name:	Lamp Catalog: LED	Test Lab: Quality peatment
Manufacture: Shenzhen Norming Lighting Co., Ltd	Test Machine:GON-2000	Test Date: 2019/11/22



Parameters1: Rhocc = 0.7 Rhow = 0.5 Rhofc = 0.2 LLF = 0.8
Parameters2: Rhocc = 0.5 Rhow = 0.3 Rhofc = 0.2 LLF = 0.8
Average Illuminance(lx): 100 Cavity Height: H1(m) = 2

Indoor Coefficient of Utilization Table

Lum. Name:TR05-35-XX-01 2700K RA90 24D	Lum. Catelog:	Test ID:01
Lamp Name:	Lamp Catelog:LED	Test Lab:Quality peatment
Manufacture:Shenzhen Norming Lighting Co., Ltd	Test Machine:GON-2000	Test Date:2019/11/22

Coefficients of Utilization - Zonal Cavity Method																		
Coef.	Effective Floor Cavity Reflectance RFC=0.20																	
RhoCC (%)	80				70				50			30			10			0
RhoW (%)	70	50	30	10	70	50	30	10	50	30	10	50	30	10	50	30	10	0
RCR	Coefficient of Utilization(%)																	
0	119	119	119	119	116	116	116	116	110	110	110	105	105	105	101	101	101	99
1	114	112	109	108	111	109	107	106	105	104	102	101	100	99	98	97	96	94
2	110	106	102	99	107	104	101	98	100	98	96	97	95	94	94	93	91	90
3	106	100	96	93	104	99	95	92	96	93	91	94	91	89	91	89	88	86
4	102	96	91	88	100	95	91	88	92	89	86	90	88	85	89	86	84	83
5	98	92	87	84	97	91	87	84	89	85	83	87	84	82	86	83	81	80
6	95	88	84	80	94	88	83	80	86	82	79	85	81	79	83	80	78	77
7	92	85	81	77	91	84	80	77	83	79	77	82	79	76	81	78	76	75
8	89	82	78	75	88	82	77	74	81	77	74	80	76	74	79	76	73	72
9	87	80	75	72	86	79	75	72	78	74	72	77	74	71	77	73	71	70
10	84	77	73	70	84	77	73	70	76	72	70	75	72	69	74	71	69	68

Unified Glare Rating Table

Lum. Name: TR05-35-XX-01 2700K RA90 24D	Lum. Catalog:	Test ID: 01
Lamp Name:	Lamp Catalog: LED	Test Lab: Quality peatment
Manufacture: Shenzhen Norming Lighting Co., Ltd	Test Machine:GON-2000	Test Date: 2019/11/22

Unified Glare Rating Table

Ceiling RCC	0.70	0.70	0.50	0.50	0.30	0.70	0.70	0.50	0.50	0.30
Wall RW	0.50	0.30	0.50	0.30	0.30	0.50	0.30	0.50	0.30	0.30
Floor RFC	0.20	0.20	0.20	0.20	0.20	0.20	0.20	0.20	0.20	0.20
Room Size	Vewed crosswise					Vewed endwise				
X=2H Y=2H	12.3	13.2	12.6	13.6	13.9	10.6	11.6	11.0	11.9	12.3
	12.8	13.6	13.2	14.0	14.4	11.4	12.2	11.8	12.6	13.0
	13.1	13.9	13.5	14.2	14.7	11.8	12.6	12.2	12.9	13.4
	13.4	14.1	13.8	14.5	15.0	12.1	12.9	12.6	13.3	13.7
	13.5	14.2	14.0	14.7	15.1	12.3	13.0	12.8	13.5	13.9
	13.8	14.4	14.2	14.8	15.3	12.6	13.2	13.0	13.6	14.1
X=4H Y=2H	12.3	13.1	12.8	13.5	13.9	10.9	11.7	11.3	12.1	12.5
	13.0	13.7	13.5	14.1	14.6	11.8	12.5	12.3	12.9	13.4
	13.4	14.0	13.9	14.5	15.0	12.3	12.9	12.8	13.4	13.9
	13.9	14.5	14.4	14.9	15.4	12.9	13.4	13.4	13.9	14.4
	14.2	14.7	14.7	15.2	15.7	13.2	13.7	13.7	14.2	14.7
	14.5	14.9	15.0	15.4	16.0	13.5	13.9	14.0	14.4	15.0
X=8H Y=4H	13.6	14.0	14.1	14.5	15.0	12.5	13.0	13.0	13.5	14.0
	14.2	14.6	14.7	15.1	15.7	13.3	13.7	13.8	14.2	14.8
	14.6	15.0	15.2	15.5	16.0	13.7	14.0	14.2	14.6	15.1
	15.1	15.4	15.6	15.9	16.5	14.2	14.5	14.7	15.0	15.6
X=12H Y=4H	13.5	14.0	14.1	14.5	15.0	12.5	13.0	13.1	13.5	14.0
	14.3	14.6	14.8	15.1	15.7	13.4	13.7	13.9	14.2	14.8
	14.7	15.0	15.3	15.6	16.2	13.8	14.1	14.4	14.7	15.3
Variations with the objerver position at spacings										
S=1.0H	0.2/-0.2					0.3/-0.3				
S=1.5H	0.4/-0.4					0.5/-0.5				
S=2.0H	0.6/-0.6					0.6/-0.7				
Reduced UGR Table:										
Nordic Standard Table:	BK0					BK0				
Correction Value	2.1					2.5				

o the CIE Pub.117, data has been corrected, refers to the lamp's lumens 8.2flm.

Candela Tabulation

V/H	C0.0	C90.0	C180.0	C270.0
γ 0.0	12733.0	12733.0	12733.0	12733.0
γ 1.0	12644.7	12741.1	12753.7	12647.5
γ 2.0	12473.8	12677.5	12753.1	12510.8
γ 3.0	12178.3	12527.1	12656.6	12261.2
γ 4.0	11730.4	12256.4	12446.0	11883.1
γ 5.0	11117.6	11690.1	12015.7	11320.5
γ 6.0	10460.3	10933.7	11320.7	10605.5
γ 7.0	9700.3	10025.3	10397.3	9783.7
γ 8.0	8926.6	9168.2	9446.8	8987.1
γ 9.0	8182.6	8290.0	8504.8	8195.4
γ 10.0	7416.2	7441.8	7603.8	7429.0
γ 11.0	6640.4	6631.5	6781.8	6645.7
γ 12.0	5880.2	5854.3	6028.3	5878.4
γ 13.0	5156.0	5125.0	5333.0	5168.5
γ 14.0	4496.3	4448.1	4682.1	4493.3
γ 15.0	3930.3	3810.8	4076.4	3873.8
γ 16.0	3462.7	3233.3	3484.7	3355.3
γ 17.0	3071.5	2723.0	2921.0	2932.6
γ 18.0	2744.4	2278.2	2410.3	2567.7
γ 19.0	2458.5	1924.4	1990.8	2254.9
γ 20.0	2204.4	1644.8	1666.0	1980.1
γ 21.0	1977.1	1416.0	1405.3	1734.4
γ 22.0	1767.1	1221.8	1187.2	1511.5
γ 23.0	1571.1	1053.2	1003.5	1317.7
γ 24.0	1396.2	902.7	846.2	1145.5
γ 25.0	1241.2	764.2	703.5	996.8
γ 26.0	1105.7	647.0	580.0	871.1
γ 27.0	986.4	554.2	483.6	760.4
γ 28.0	875.8	476.9	410.2	663.5
γ 29.0	773.8	411.7	351.4	574.9
γ 30.0	678.2	357.1	302.2	492.1
γ 31.0	592.9	310.2	261.8	417.4
γ 32.0	519.7	269.9	230.8	357.3
γ 33.0	457.2	240.4	203.6	306.0
γ 34.0	404.5	215.2	178.0	266.4
γ 35.0	358.6	195.1	159.6	233.4
γ 36.0	318.0	177.6	144.7	205.7
γ 37.0	281.4	162.4	132.2	182.1
γ 38.0	248.6	149.0	121.4	162.2
γ 39.0	219.3	137.2	112.3	145.6
γ 40.0	192.3	127.1	104.6	131.6
γ 41.0	168.5	118.2	98.2	119.6
γ 42.0	149.0	110.3	92.6	109.8
γ 43.0	133.9	103.1	87.6	102.0
γ 44.0	122.1	96.6	83.2	95.6
γ 45.0	111.9	90.5	79.1	89.6
γ 46.0	101.5	84.8	75.3	83.2

Candela Tabulation - (Cont.)

V/H	C0.0	C90.0	C180.0	C270.0
γ 47.0	90.5	78.2	70.6	75.0
γ 48.0	80.8	70.4	64.7	67.3
γ 49.0	73.1	63.6	59.2	62.0
γ 50.0	67.0	59.0	55.6	58.1
γ 51.0	62.0	55.6	53.0	54.9
γ 52.0	58.2	52.7	50.7	52.2
γ 53.0	55.6	50.0	48.6	50.2
γ 54.0	53.2	47.7	47.0	48.5
γ 55.0	50.9	45.8	45.2	47.0
γ 56.0	48.7	43.9	43.7	45.5
γ 57.0	46.7	42.0	42.2	44.0
γ 58.0	44.7	40.2	40.6	42.6
γ 59.0	42.8	38.4	39.1	41.0
γ 60.0	40.9	36.7	37.6	39.5
γ 61.0	38.9	35.1	36.0	37.8
γ 62.0	36.7	33.3	34.5	36.0
γ 63.0	34.1	31.4	32.7	33.4
γ 64.0	32.1	29.5	31.0	31.7
γ 65.0	30.4	27.9	29.3	30.0
γ 66.0	28.7	26.4	27.7	28.5
γ 67.0	27.2	24.9	26.2	26.9
γ 68.0	25.8	23.6	24.8	25.6
γ 69.0	24.5	22.3	23.5	24.4
γ 70.0	23.2	21.1	22.2	23.1
γ 71.0	22.0	19.9	21.0	21.9
γ 72.0	20.8	18.8	19.8	20.7
γ 73.0	19.6	17.8	18.7	19.7
γ 74.0	18.6	16.8	17.7	18.5
γ 75.0	17.5	15.9	16.7	17.6
γ 76.0	16.5	15.0	15.8	16.5
γ 77.0	15.7	14.0	14.8	15.6
γ 78.0	14.8	13.2	13.9	14.7
γ 79.0	13.9	12.4	13.1	13.8
γ 80.0	13.0	11.6	12.1	13.0
γ 81.0	12.3	10.9	11.2	12.1
γ 82.0	11.5	10.0	10.5	11.3
γ 83.0	10.7	9.4	9.7	10.6
γ 84.0	10.0	8.6	9.1	9.8
γ 85.0	9.3	7.9	8.3	9.1
γ 86.0	8.6	7.3	7.6	8.5
γ 87.0	7.9	6.6	6.8	7.7
γ 88.0	7.2	6.1	6.2	7.0
γ 89.0	6.6	5.4	5.5	6.4
γ 90.0	6.2	5.1	5.1	6.0
γ 91.0	6.0	4.8	4.9	5.6
γ 92.0	5.8	4.7	4.6	5.4
γ 93.0	5.6	4.5	4.4	5.1

Candela Tabulation - (Cont.)

V/H	C0.0	C90.0	C180.0	C270.0
γ 94.0	5.3	4.3	4.2	4.9
γ 95.0	5.1	4.2	3.8	4.6
γ 96.0	4.9	4.0	3.7	4.4
γ 97.0	4.8	3.9	3.5	4.2
γ 98.0	4.5	3.8	3.3	4.0
γ 99.0	4.4	3.6	3.2	3.8
γ 100.0	4.3	3.5	3.0	3.6
γ 101.0	4.2	3.5	2.9	3.5
γ 102.0	4.0	3.2	2.8	3.4
γ 103.0	3.9	3.2	2.7	3.2
γ 104.0	3.8	3.1	2.6	3.1
γ 105.0	3.7	3.0	2.5	3.0
γ 106.0	3.6	3.0	2.5	3.0
γ 107.0	3.6	2.9	2.5	2.9
γ 108.0	3.4	2.8	2.5	2.8
γ 109.0	3.3	2.7	2.4	2.8
γ 110.0	3.2	2.7	2.4	2.8
γ 111.0	3.1	2.6	2.4	2.7
γ 112.0	2.9	2.5	2.4	2.6
γ 113.0	2.8	2.4	2.4	2.7
γ 114.0	2.7	2.5	2.5	2.6
γ 115.0	2.6	2.3	2.5	2.6
γ 116.0	2.5	2.2	2.6	2.7
γ 117.0	2.4	2.3	2.6	2.7
γ 118.0	2.4	2.2	2.8	2.7
γ 119.0	2.3	2.2	2.9	2.7
γ 120.0	2.2	2.2	2.9	2.7
γ 121.0	2.2	2.2	3.0	2.9
γ 122.0	2.3	2.2	3.1	2.9
γ 123.0	2.3	2.2	3.4	3.1
γ 124.0	2.2	2.4	3.6	3.2
γ 125.0	2.4	2.4	3.7	3.3
γ 126.0	2.5	2.6	3.9	3.5
γ 127.0	2.7	2.8	4.2	3.7
γ 128.0	2.9	3.0	4.5	4.0
γ 129.0	3.1	3.3	4.8	4.2
γ 130.0	3.4	3.7	5.2	4.5
γ 131.0	3.7	4.0	5.5	4.9
γ 132.0	4.0	4.4	6.0	5.2
γ 133.0	4.5	4.8	6.4	5.7
γ 134.0	4.9	5.2	6.9	6.1
γ 135.0	5.4	5.8	7.4	6.6
γ 136.0	5.9	6.3	8.0	7.2
γ 137.0	6.4	6.9	8.6	7.8
γ 138.0	7.0	7.5	9.2	8.4
γ 139.0	7.6	8.2	9.9	9.2
γ 140.0	8.2	8.7	10.6	9.8

Candela Tabulation - (Cont.)

V/H	C0.0	C90.0	C180.0	C270.0
γ 141.0	9.0	9.5	11.3	10.5
γ 142.0	9.7	10.2	12.0	11.2
γ 143.0	10.4	10.9	12.6	11.8
γ 144.0	11.1	11.6	13.4	12.6
γ 145.0	11.8	12.2	14.1	13.3
γ 146.0	12.5	12.9	14.7	13.9
γ 147.0	13.1	13.6	15.4	14.5
γ 148.0	13.8	14.2	16.0	15.1
γ 149.0	14.4	14.8	16.5	15.7
γ 150.0	15.0	15.4	17.1	16.1
γ 151.0	15.5	15.9	17.5	16.6
γ 152.0	16.0	16.3	17.9	17.1
γ 153.0	16.5	16.8	18.5	17.5
γ 154.0	16.9	17.2	18.8	17.8
γ 155.0	17.3	17.5	19.2	18.1
γ 156.0	17.7	17.9	19.4	18.4
γ 157.0	17.9	18.1	19.6	18.6
γ 158.0	18.2	18.3	19.8	18.8
γ 159.0	18.6	18.5	20.0	19.0
γ 160.0	18.7	18.7	20.2	19.1
γ 161.0	19.0	18.8	20.3	19.2
γ 162.0	19.2	18.9	20.3	19.3
γ 163.0	19.3	19.1	20.5	19.4
γ 164.0	19.4	19.1	20.4	19.4
γ 165.0	19.5	19.2	20.5	19.4
γ 166.0	19.6	19.2	20.4	19.4
γ 167.0	19.5	19.3	20.4	19.3
γ 168.0	19.6	19.2	20.3	19.2
γ 169.0	19.5	19.2	20.2	19.2
γ 170.0	19.4	19.2	20.1	18.9
γ 171.0	19.4	19.2	20.0	18.9
γ 172.0	19.3	19.1	19.8	18.8
γ 173.0	19.3	19.1	19.8	18.6
γ 174.0	19.2	19.0	19.6	18.5
γ 175.0	19.2	18.9	19.5	18.4
γ 176.0	19.2	19.0	19.5	18.4
γ 177.0	19.2	18.9	19.3	18.4
γ 178.0	19.2	18.9	19.3	18.4
γ 179.0	19.2	18.8	19.3	18.5
γ 180.0	19.1	19.1	19.1	19.1